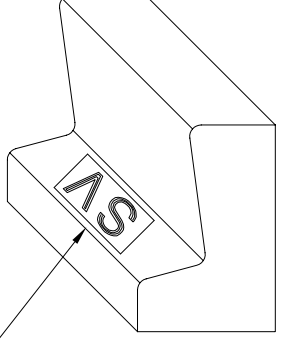


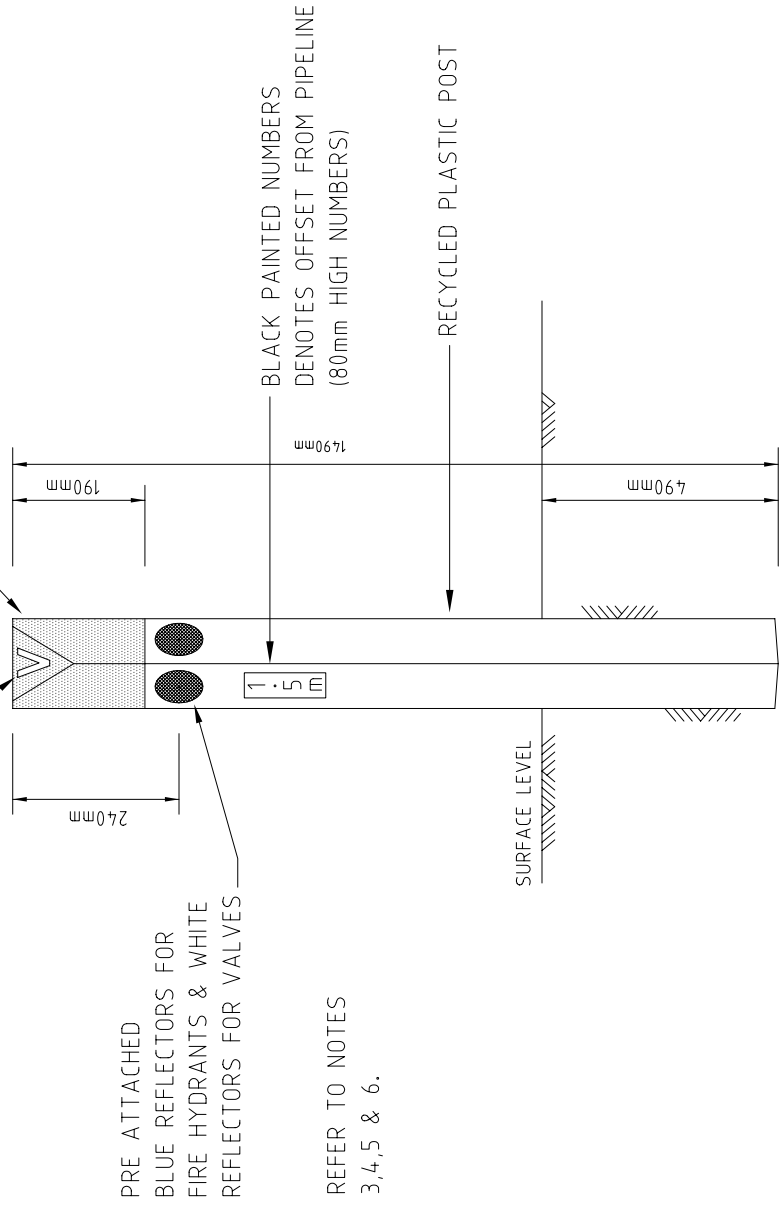
STANDARD INDICATOR SYMBOL 80mm HIGH TO BE MARKED PERMANENTLY ONTO KERB. PAINTED RED FOR FIRE HYDRANTS AND BLACK FOR VALVES.



KERB MARKING

OFF THE EDGE OF THE WHITE LINE ON THE HYDRANT SIDE OF THE ROAD

INDICATOR LETTER DENOTES TYPE OF POST
 TOP OF INDICATOR POST PRE PAINTED RED FOR FIRE HYDRANTS OR BLACK FOR VALVES.

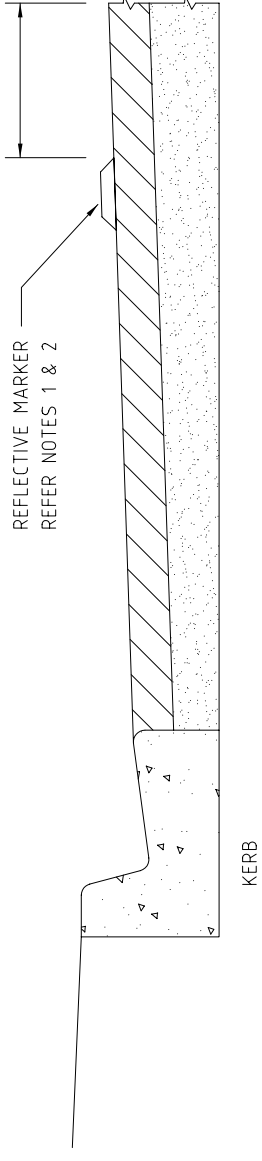


REFER TO NOTES 3,4,5 & 6.

POST MARKING

INDICATOR PLATE LEGEND :

- Sc.V. DENOTES SCOUR VALVE
- A.V. DENOTES AIR VALVE
- H DENOTES FIRE HYDRANT
- VALVES - LETTERS TO BE IN BLACK WITH A WHITE BACKGROUND & 80mm HIGH.



REFLECTIVE ROAD MARKER

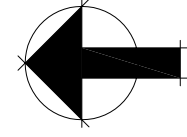
NOTES

1. TWO WAY REFLECTIVE MARKERS 'STIMSONITE PAVEMENT MARKER' MODEL No. 88AB - COLOUR: BLUE
2. REFLECTIVE MARKER TO BE ADHERED TO ROADWAY USING MEGAPOXY - TYPE A - B 600ml 2 PART MIX.
3. MARKER POST IS TO BE LOCATED WITHIN 300mm OF THE GROUND LEVEL HYDRANT OR ADJACENT TO DEFINED PROPERTY LINE AT A POINT PERPENDICULAR TO HYDRANT.
4. BOTH THE ROADWAY MARKER AND MARKER POST ARE REQUIRED, ON SEALED ROADS.
5. INDICATOR POST TO BE AUTHORISED BY GW.
6. INDICATOR POST SHALL HAVE THE REFLECTORS PLACED TO BE VISABLE FROM BOTH DIRECTIONS OF APPROACH AND RECESSED FOR ADDED SECURITY.

CAD: \STANDARD\WAT-1300-G-(b)

SHEET	1	OF	1
GLA No.	-		


REVISION	
-	-
DRAWING NUMBER	
WAT-1300-G-(b)	



SCALE
N.T.S

STANDARD DRAWING
 PRESSURE PIPELINES
 INDICATOR POST & LOCATION MARKERS

DESIGN	R. PAOLINI	DRAWN	R. PAOLINI	CHECKED		APPROVED	
SURVEYED	-	DATE	JANUARY 2003	DATE		DATE	
REV.	AMENDMENT DESCRIPTION	BY	APP.	DATE			



104-110 FRYERS STREET, SHEPPARTON, 3630
 (P.O. BOX 185, SHEPPARTON, 3632)
 PH. (03) 5832 0400 FAX. (03) 5831 7467