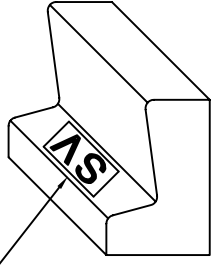


STANDARD INDICATOR SYMBOL 80mm HIGH TO BE MARKED PERMANENTLY ONTO KERB. PAINTED RED FOR FIRE HYDRANTS AND BLACK FOR VALVES.



KERB MARKING

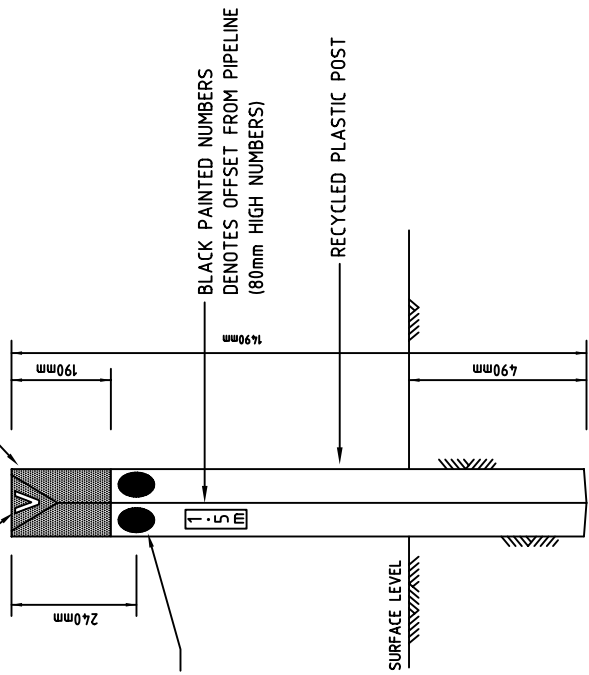
OFF THE EDGE OF THE WHITE LINE ON THE HYDRANT SIDE OF THE ROAD

TOP OF INDICATOR POST PRE PAINTED RED FOR FIRE HYDRANTS OR BLACK FOR VALVES.

INDICATOR LETTER DENOTES TYPE OF POST

PRE ATTACHED BLUE REFLECTORS FOR FIRE HYDRANTS & WHITE REFLECTORS FOR VALVES

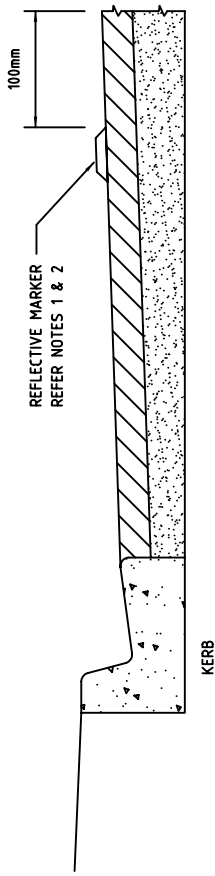
REFER TO NOTES 3, 4, 5 & 6.



POST MARKING

INDICATOR PLATE LEGEND :

- S.C.V. DENOTES SCOUR VALVE
- A.V. DENOTES AIR VALVE
- H DENOTES FIRE HYDRANT
- VALVES - LETTERS TO BE IN BLACK WITH A WHITE BACKGROUND & 80mm HIGH.



REFLECTIVE ROAD MARKER

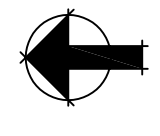
NOTES

1. TWO WAY REFLECTIVE MARKERS 'STIMONITE PAVEMENT MARKER' MODEL No. 88AB - COLOUR: BLUE
2. REFLECTIVE MARKER TO BE ADHERED TO ROADWAY USING MEGAPOXY - TYPE A - B 600ml 2 PART MIX.
3. MARKER POST IS TO BE LOCATED WITHIN 300mm OF THE GROUND LEVEL HYDRANT OR ADJACENT TO DEFINED PROPERTY LINE AT A POINT PERPENDICULAR TO HYDRANT.
4. BOTH THE ROADWAY MARKER AND MARKER POST ARE REQUIRED, ON SEALED ROADS.
5. INDICATOR POST TO BE AUTHORISED BY GVW.
6. INDICATOR POST SHALL HAVE THE REFLECTORS PLACED TO BE VISABLE FROM BOTH DIRECTIONS OF APPROACH AND RECESSED FOR ADDED SECURITY.

CAD: \STANDARD\SEW-1450-G-(b)

SHEET	1	OF	1
GLA No.	-		

REVISION	
-	-
DRAWING NUMBER	
SEW-1450-G-(b)	



SCALE  
N.T.S



104-110 FRYERS STREET, SHEPPARTON, 3630  
(P.O. BOX 185, SHEPPARTON, 3632)  
PH. (03) 5632 0400 FAX. (03) 5631 1467

STANDARD DRAWING  
PRESSURE PIPELINES  
INDICATOR POST & LOCATION MARKERS

DESIGN	R. PAOLINI	DRAWN	R. PAOLINI	CHECKED	R. PAOLINI	APPROVED	
SURVEYED	-	DATE	JANUARY 2003	DATE		DATE	

REV.	AMENDMENT DESCRIPTION	BY	APP.	DATE